

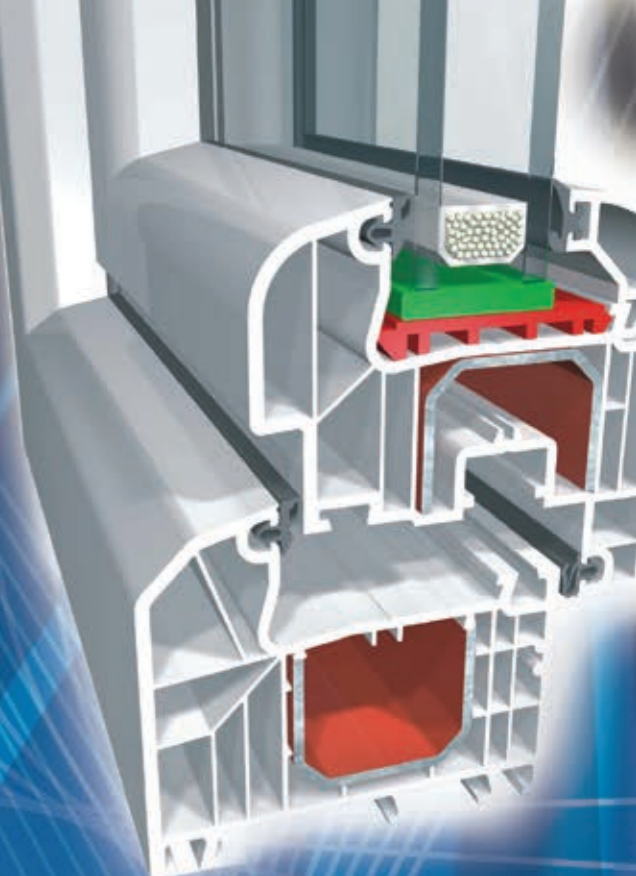
PVC Ecoline screws for PVC window production

PVC *ECOLINE* screws for hinges of diameter 4,1 mm guarantee high parameters of tear out force, specially designed tip of the screw enables extremely quick screwing into PVC profile. Additionally new design of the head shape helps to avoid assembling mistakes. Under the head there are 8 little braking nibs.

PVC *ECOLINE* screws for steel reinforcement have deeper recess and specially designed drill which enables to screw into even 3mm steel reinforcement.

PVC *ECOLINE* screws are produced in white zinc plated version with anti corrosion resistance of class 3 according to norm EN 1670, EN 1906. Also for special customers order those screws can be produce in SC version (Special Coating) with anti corrosion resistance of class 4 according to norm EN 1670, EN 1906.

In our sales program you will find also many additional screws for window production solutions.




ASTRA
TRADE


PVC ECOLINE



MAIN PVC ECOLINE SCREWS FOR PVC WINDOW PRODUCTION



ADDITIONAL PVC ECOLINE SCREWS FOR PVC WINDOW PRODUCTION



Hinges screws, PH2 recess, white zinc plated, 8 nibs under the head

Type	Dimension	Head type	Pcs. / box	box / outer
WS	4,1 x 20	Special countersunk head	1000	20
WS	4,1 x 25	Special countersunk head	1000	18
WS	4,1 x 25	Special countersunk head	XL 11000	1
WS	4,1 x 30	Special countersunk head	1000	14
WS	4,1 x 30	Special countersunk head	XL 7500	1
WS	4,1 x 35	Special countersunk head	1000	12
WS	4,1 x 35	Special countersunk head	XL 6500	1
WS	4,1 x 40	Special countersunk head	1000	8
WS	4,1 x 45	Special countersunk head	500	14
WS	4,1 x 55	Special countersunk head	500	10
WS	4,1 x 55	Special countersunk head	XL 3500	1
CFG	4,8 x 25	countersunk head	1000	18
CFG	4,8 x 38	countersunk head	500	14



Screws for steel reinforcement, PH2 recess, white zinc plated, drill for steel

Type	Dimension	Head type	Pcs. / box	box / outer
BWS	3,9 x 16	Pan head	1000	10 *
BWS	3,9 x 25	Pan head	1000	10 *



Nipple screw for outside roller, PH2 recess, white zinc plated

Type	Dimension	System	Pcs. / box	box / outer
RS	4,2 x 10	REHAU	500	24
RS	4,2 x 12	VEKA	500	24
RS	4,8 x 10	ALUPLAST	1000	10



Screws for steel reinforcement, PH2 recess, white zinc plated, special drill for steel

Type	Dimension	Head type	Pcs. / box	box / outer
WD	3,9 x 13	Special countersunk lens head, no nibs	1000	24
WD	3,9 x 16	Special countersunk lens head, no nibs	1000	24
WD	3,9 x 16	Special countersunk lens head, no nibs	XL 22000	1
WD	3,9 x 19	Special countersunk lens head, no nibs	1000	24
WD	3,9 x 25	Special countersunk lens head, no nibs	1000	18
WD	3,9 x 25	Special countersunk lens head, no nibs	XL 12000	1
WD	3,9 x 32	Special countersunk lens head, no nibs	1000	12
WD	3,9 x 32	Special countersunk lens head, no nibs	XL 8000	1
WD	3,9 x 38	Special countersunk lens head, no nibs	1000	10
WD	4,2 z 19	Countersunk head	1000	10 *
WD	4,2 x 25	Countersunk head	1000	10 *
WD	4,2 x 32	Countersunk head	1000	10 *




Screws for sash handles, PH2 recess, white zinc plated

Type	Dimension	Head type	Pcs. / box	box / outer
WSM	4 x 45	Countersunk head	1000	12 *
WSM	5 x 40	Countersunk head	500	8 *
WSM	5 x 45	Countersunk head	500	8 *
WSM	5 x 50	Countersunk head	250	8
WSM	5 x 55	Countersunk head	250	8
WSM	5 x 100	Countersunk head	100	8
WSM	6 x 100	Countersunk head	100	8






ADDITIONAL PVC ECOLINE SCREWS FOR PVC WINDOW PRODUCTION



ADDITIONAL PVC ECOLINE SCREWS FOR PVC WINDOW PRODUCTION



Tapping screws, PH2 recess, white zinc plated

Type	Dimension	Head type	Pcs. / box	box / outer
BWU	4,2 x 13	Pan head	1000	20
BWU	6,3 x 70	Pan head	250	12
BWU	6,3 x 80	Pan head	250	12 *
BWU	6,3 x 90	Pan head	250	12 *
BWU	6,3 x 100	Pan head	250	12
BWU	6,3 x 110	Pan head	250	12 *
BWU	5 x 90/70	Pan head	200	16



Grip handle screws, PH2 recess, white zinc plated

Type	Dimension	Head type	Pcs. / box	box / outer
WDUCH	5,5 x 24	Special head	500	12



Special Bit adapter 1/4" / M5 x 175mm



Screws for mullion, PH2 recess, white zinc plated, drill for steel

Type	Dimension	Head type	Pcs. / box	box / outer
BWS	4,8 x 60	Pan head	500	12 *
BWS	4,8 x 70	Pan head	250	8 *
BWS	4,8 x 80	Pan head	250	8
BWS	4,8 x 90	Pan head	250	8 *
BWS	4,8 x 100	Pan head	250	8
BWS	4,8 x 120	Pan head	250	8



Screws for window sills, Ph2 recess, white zinc plated, drill for steel

Painting possibility of screw heads according to RAL

Type	Dimension	Head type	Pcs. / box	box / outer
WPS	4,2 x 16	Washer head	1000	12
WPS	4,2 x 19	Washer head	1000	12
WPS	4,2 x 25	Washer head	1000	12
WPS	4,2 x 32	Washer head	500	12
WPS	4,2 x 40	Washer head	500	12
WPS	4,2 x 50	Washer head	250	12
WPS	4,2 x 55	Washer head	250	12



Screws for window sills, Ph2 recess, white zinc plated

Painting possibility of screw heads according to RAL

Type	Dimension	Head type	Pcs. / box	box / outer
BPU	4,2 x 16	Washer head	1000	12
BPU	4,2 x 19	Washer head	1000	12
BPU	4,2 x 25	Washer head	1000	12

